

## Fire safety for students

### Living in halls of residence

All universities and colleges have a person responsible for fire safety. If you've spotted a fire risk or have any concerns speak to them.

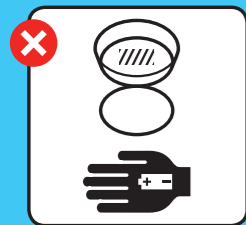
- Check what the fire safety rules are – such as any ban on candles in rooms.
- Pay attention to fire drills and never ignore alarms.

### Top tip

#### Are you living in rented accommodation?

Make sure it's fitted with smoke alarms on each level and that you test them weekly.

Under new laws due to come into effect from October 2015 all landlords are required to fit at least one smoke alarm on each floor of the premises and fit a carbon monoxide alarm in rooms containing a solid fuel appliance



### Know your rights!

In all properties the landlord must:

- ensure gas appliances are installed and serviced every 12 months by a Gas Safe registered engineer
- provide all new and existing tenants with a copy of the safety check record
- maintain wiring and all electrical appliances they provide to ensure they are safe to use
- make sure any furniture and furnishings they provide meet the fire resistance regulations.



Contact us

 [www.rbfrs.co.uk](http://www.rbfrs.co.uk)

*Leaflet reproduced with the kind permission of  
Devon & Somerset Fire and Rescue Service*




# Fire safety for students

Fire safety may not be high on your list of priorities while you are busy studying and socialising but take the time to read the following basic tips and it could help save your life...


## Cooking

- Don't leave cooking unattended and take extra care when frying with oil as this is an extremely common cause of fire. If one does occur **never** put water on it as it will turn into a fireball.
- Don't cook if you have been drinking alcohol especially late at night.



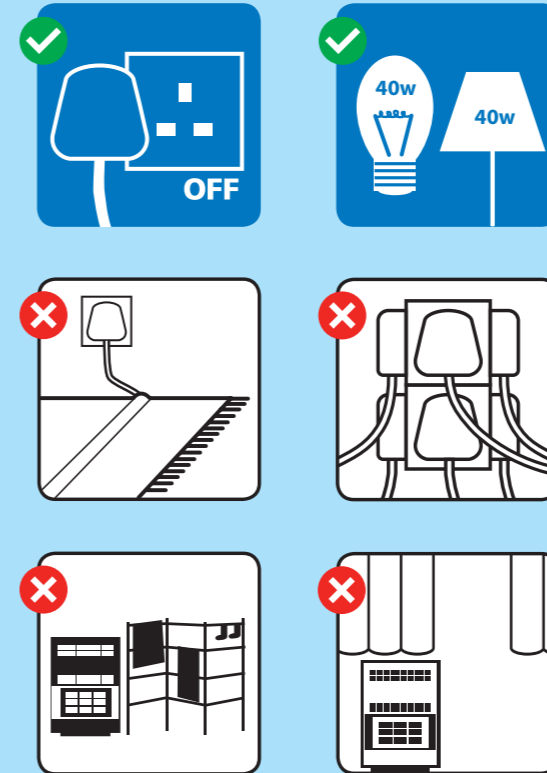
## Candles and smoking

- Take extra care when smoking inside, it's safer to smoke outside. Never smoke in bed and make sure you have extinguished your cigarette properly before you go to sleep.
- Keep candles away from flammable surfaces or textiles such as curtains, TV sets or bath tubs and never leave them unattended. Always remember to extinguish them properly before going to sleep. If you do use candles ensure you use a proper holder.



## Heating and electrics

- Don't overload plug sockets and remember to switch off electrical equipment such as hair straighteners, blow dryers, laptops and mobile phone chargers when not in use and at night.
- Secure portable heaters up against a wall so that they don't fall over. Keep them away from curtains and furnishings and never dry clothes on them.



## Escape routes

- Know your escape route. Make sure you and your housemates know the quickest way out in the event of a fire and consider an alternative route in case your usual route is blocked. Keep your escape routes clear of clutter.
- Make sure everyone in the house knows where window and door keys are kept.
- If a fire starts get out, stay out and call 999.

