















# Maintenance



The questions on this card will prompt you to think about putting regular maintenance checks in place to prevent a fire in the first instance.


## ROYAL BERKSHIRE FIRE AND RESCUE SERVICE

Thatch owner's challenge

	Yes	No
Do you regularly sweep your chimney?  Refer to your insurer's guidelines as they may vary. As a general rule sweep twice a year.  See page 11	<input type="checkbox"/>	<input type="checkbox"/>
Do you burn seasoned wood?  See page 6 and 16	<input type="checkbox"/>	<input type="checkbox"/>
Is your flue outlet less than 1.8m from the thatch ridge?  Consult with your insurers.  See page 7	<input type="checkbox"/>	<input type="checkbox"/>
Have you ever had your chimney inspected?  Refer to your insurance guidelines.  See page 16	<input type="checkbox"/>	<input type="checkbox"/>
Have you had your spark arrestor cleaned recently?  It could be blocked by soot, tar, and nests.  See page 8	<input type="checkbox"/>	<input type="checkbox"/>
Do you have heat sensors fitted into the thatch at chimney level or stovepipe monitors?  Consult your insurers.  See page 8 and 10	<input type="checkbox"/>	<input type="checkbox"/>
Do you check all tradespeople (painters/plumbers/electricians) have experience/understanding of the potential risk of fire in thatch?  See page 14	<input type="checkbox"/>	<input type="checkbox"/>
Is your electrical wiring (internal/external light fittings) regularly checked by a qualified electrician?  See page 13	<input type="checkbox"/>	<input type="checkbox"/>
Are all new installations of electrical wiring fitted by a qualified electrician?  See page 13	<input type="checkbox"/>	<input type="checkbox"/>

Continued overleaf...





# Maintenance continued...



The questions on this card will prompt you to think about putting regular maintenance checks in place to prevent a fire in the first instance.

## ROYAL BERKSHIRE FIRE AND RESCUE SERVICE

### Thatch owner's challenge

	Yes	No
Was your wood burner installed by an approved engineer?  See page 4	<input type="checkbox"/>	<input type="checkbox"/>
Do you regularly check smoke detector batteries?  See page 12	<input type="checkbox"/>	<input type="checkbox"/>
Do you use fireguards with open fires?  Always use a fireguard no matter how small the fire and be able to secure it so it cannot be knocked over by falling logs	<input type="checkbox"/>	<input type="checkbox"/>
Do you have problems with pest control in your thatch?  Contact your insurers or local council for advice	<input type="checkbox"/>	<input type="checkbox"/>

Now you have reviewed your property using the Thatch Owner's Challenge please use this space to record a list of any further actions you need to take.

#### Things to do

- 
- 
- 
- 
- 
-