



# FIRE SAFETY OUTDOORS



**FIRE  
KILLS**

LET'S PREVENT IT

## Did you know?

- In England, on average 26,500 fires are started on grass, heathland and moorland every year. This is an average of 73 fires every day!
- 50,000 fires occur in refuse and rubbish containers (including wheelie bins and skips) each year.

Fire safety doesn't stop when you leave your home. This leaflet will help to keep you safe while enjoying the outdoors.



# Countryside safety

**Avoid open fires in the countryside. Only have them in safe, designated areas.**

- Put out cigarettes and other smoking materials properly before you leave your vehicle and when out enjoying the countryside.
- Don't leave bottles or glass in woodlands. Sunlight shining through glass can start a fire. Take them home or put them in a waste or recycling bin.
- If you see a fire in the countryside, report it immediately.

- Don't attempt to tackle fires that can't be put out with a bucket of water – leave the area as soon as possible.
- Never throw cigarette ends out of car windows – they could start a fire and ruin surrounding countryside.

**The Countryside Code contains further advice.**

**For more information visit [www.gov.uk/government/organisations/natural-england](http://www.gov.uk/government/organisations/natural-england)**

## Top tip



**Avoid open fires in the countryside**

# Barbecue safety

**Keep a bucket of water, sand or a garden hose nearby for emergencies.**


- Follow the safety instructions provided with your gas, charcoal, or disposable barbecue.
- Never use a barbecue indoors, in a tent, under an awning or in a caravan.
- Use enough charcoal to cover the base of the barbecue, but not more (normally around 5cms or 2 inches).
- Keep children, pets and garden games away from the cooking area.
- After cooking, make sure the barbecue is cool before moving it.



**Always keep water nearby**

- Empty ashes onto bare garden soil, not into dustbins or wheelie bins. If they're hot, they can melt the plastic and cause a fire.
- Make sure your barbecue is well away from sheds, fences, trees, shrubs or garden waste.
- In the countryside or public park areas, only use disposable barbecues where there are specially designated areas and carefully follow the safety guidance.
- Enjoy yourself, but don't drink too much alcohol if you are in charge of the barbecue.

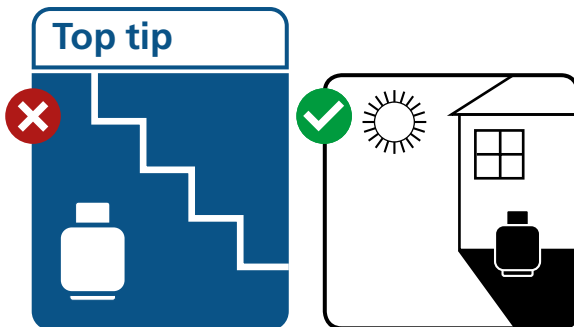
**Never use petrol or paraffin to start or revive your barbecue; use only recognised lighters or starter fuels on cold coals.**



## Gas barbecues

**Never store gas cylinders under the stairs – if there is a fire they might explode and block your escape route.**

- Store gas cylinders outside, away from direct sunlight and frost.
- Take care when turning bottled gas barbecues on and off.
- Make sure the tap is turned off before changing the gas cylinder.
- After cooking, turn the gas supply off first and then the barbecue control. This will stop any gas from leaking.
- If you suspect a leak, turn off the gas cylinder and try brushing soapy water around all joints, watching for bubbles.
- Make sure all joints are tightened, safe and secure.
- Change gas cylinders outdoors or in a well ventilated area.

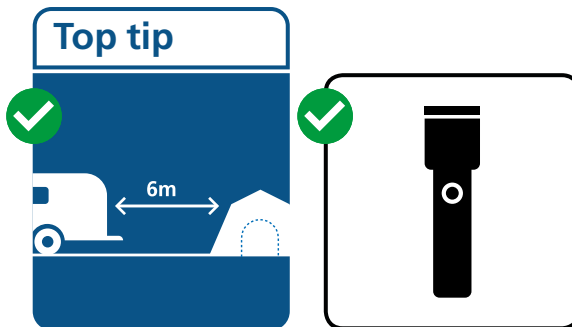


**Never store gas cylinders under stairs**

# Camping and caravanning safety

**Ensure caravans and tents are at least six metres apart and away from parked cars, to reduce the risk of fire spreading.**

- Keep a torch handy for emergencies – never use lighted candles.
- Make sure you know the campsite's fire safety arrangements and check where the nearest telephone is.



**Keep 6 metres apart**

## Using gas cylinders

- Don't use petrol or paraffin to light a solid fuel stove.
- Keep flammable liquids (such as petrol and gas cylinders) outside and away from children.
- Only change gas cylinders when they're completely empty and store them away from caravans and vehicles.
- Make sure the gas pipe connection is secure. If you suspect a leak, turn off the main cylinder valve.
- Never smoke whilst changing your gas.





## What to do if there is a fire

- Keep calm and get everyone out as quickly as you can.
- Call the fire and rescue service and give the exact location. Give a map reference if possible, or give a landmark such as a farm or pub.

**GET OUT  
STAY OUT  
AND CALL  
999**



## Staying in a tent

**Never use candles in or near a tent – torches are safer.**

- Keep cooking appliances away from the tent walls as they could easily set alight.
- Consider having a carbon monoxide alarm.
- Never cook inside a tent.
- Don't cook near flammable materials or long grass, they can set alight easily.
- Make sure you know how to escape by cutting your way out of the tent if there is a fire.
- Make sure everyone knows how to put out clothing that's on fire – stop, drop and roll.
- Don't smoke inside tents.




**Never use  
candles in tents**

## Staying in a caravan

- Fit and test a smoke alarm in your caravan.
- Consider fitting a carbon monoxide alarm.
- Take special care when cooking – don't leave pans unattended.
- Turn off all appliances before you go out or to bed.
- Don't smoke inside the caravan. Smoke outdoors and put cigarettes right out – this is safer than smoking in the caravan.
- Make sure ashtrays are made of a material that can't burn – and never smoke in bed.
- Don't dry clothes over the stove.
- Remove any litter and rubbish near the caravan to reduce the risk of fire spreading.
- Make sure the caravan is ventilated, and never block air vents, to avoid a build up of poisonous gases.

**Consider keeping a fire extinguisher by the entrance, but always read the instructions before using it.**



**SMOKE ALARMS**

**SAVE**


**LIVES**

To find out more about the Countryside Code, visit  
**[www.gov.uk/government/organisations/  
natural-england](http://www.gov.uk/government/organisations/natural-england)**

For advice specific to you and your home, visit  
**[www.ohfsc.co.uk](http://www.ohfsc.co.uk)** and complete your own  
home fire safety check.

FS077 ©Crown Copyright 2021.  
Published by the Home Office. November 2021.  
Version 4

ISBN 978-1409846024



9 781409 846024